

CAFÉXPRESS²

Automatic Pod Brewer



Model shown:
CX2

This cutting edge American-made coffeemaker is ideal for commercial applications in office and foodservice environments. Each cup is brewed fresh using individually sealed, biodegradable coffee pods. The machine internally auto-ejects spent pods and is designed for high-volume operation.

Best of all, the CaféXpress2 is programmed with almost 100 custom specialty coffee recipes. With just the push of a button, you can brew all your favorite café drinks:



Freshly Brewed Coffee

Choose from a full menu of coffees and enjoy the flavor of coffee brewed one cup at a time.



Espresso

For the true coffee aficionado, the CaféXpress offers the essence of coffee in its purest form: espresso.



Caffè Latte

Enjoy all-natural and fat-free lattes brewed to the standards of the most exacting barista.



Cappuccino

Savor fat-free authentic Italian-style cappuccinos topped with a smooth milk foam.




Mochaccino

Espresso, CaféXpress Premium Dark Cocoa and fat-free natural milk blended to perfection.



Caffè Mocha

A gourmet blend of espresso and CaféXpress Premium Dark Cocoa creates a rich indulgence.



Hot Chocolate

CaféXpress Premium Dark Cocoa offers the gourmet taste of European-style hot chocolate.



Hot Tea

Coming soon...the Organa™ collection of organic black, green, white and herbal teas.

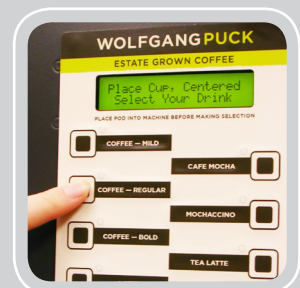
New Features for 2011 Model

- Auto Open / Close Drawer
- Auto Reset After Milk / Cocoa Refill
- Simple Cleaning & Sanitation Mode

Key Features:



Simple: To brew each cup, open the automatic pod drawer, insert the pod, place cup in position and select drink with the push of a single button.



Intelligent & Reliable: The LCD screen provides simple directions and indicates when special action is required (i.e. empty waste disposal).

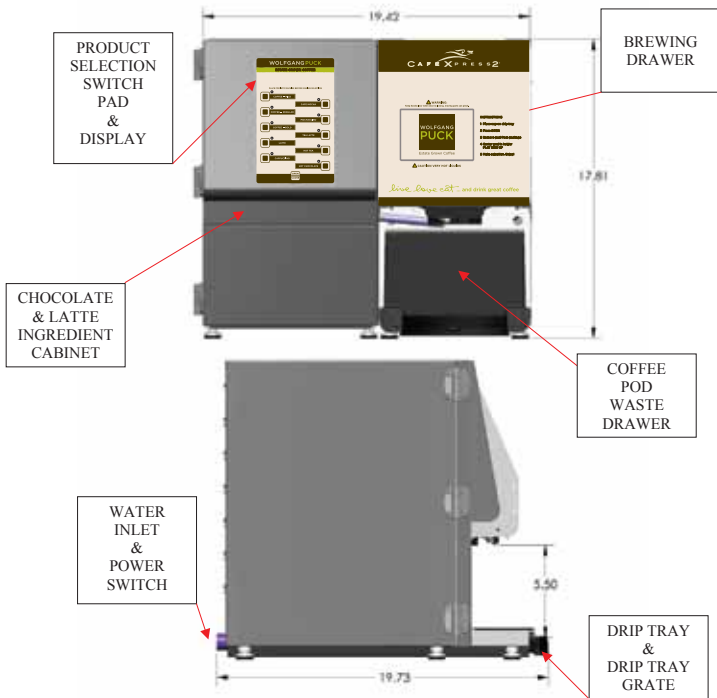


Convenient: Brewing for most drinks takes about 30 seconds. After each brew cycle, the spent pods are ejected into a waste disposal drawer.

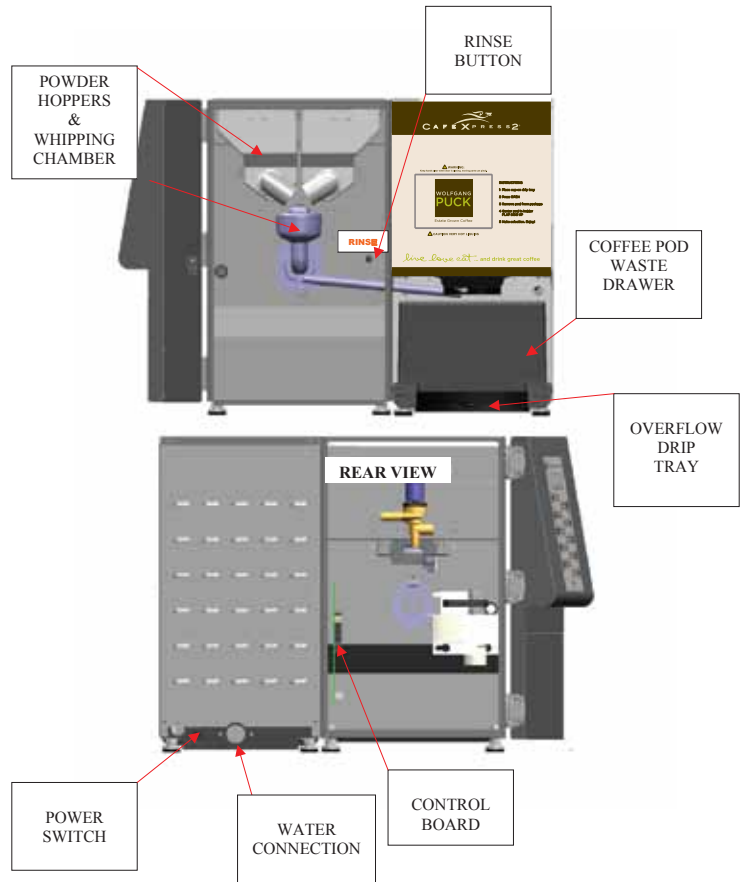
Dimensions & Specifications

Machine Dimensions & Specifications

120 VAC-1750W HEATER-15A USA POWER SUPPLY
120 VAC-1450W HEATER-15A CANADIAN POWER SUPPLY
1 GALLON TANK



Machine Functions



PATENT PENDING

Additional Features

- Automated Pod Brew Drawer
- No Calibration Needed-Plug & Play
- Whipper Rinse Button
- Automatic Powder Level Reset
- Pod Drawer Count & Count Reset
- 94 Pre-Programmed Drink Recipes
- Button Assignment For Recipes
- Independent Powder Hopper Countdown & Reset
- Custom Call For Service Number
- Power Save & Power Down Option
- Water Filter Monitoring Options
- Beeper Volume Control
- Pod Waste Drawer Sensor
- Silent Pod Auto Ejection System
- Cup Brew Led Light
- Push & Hold Hot Water Button
- Coffee Flowmeter Control
- Dump Valve Delivery For Powders

Base Model	Finish	Volts	Amps	Tank Wattage US/CAN	Cubic Feet	Ship Weight	Dimensions W x H x D
CX-2	Stainless	120V 60HZ	15 US/15 CAN	1750W/1450W	6.5	90 Lbs	19.42 x 17.81 x 19.73

THIS MACHINE IS SELF CALIBRATING AND IS CONFIGURED AND READY TO DISPENSE 8 OUNCE DRINKS. TO CHANGE RECIPES SEE PROGRAMMING SECTION, MACHINE SET-UP.



WOLFGANGPUCK

110 West Dayton Street, Suite 3-201, Edmonds, WA 98020
Seattle (206) 613-3343 | Toll Free (877) 777-1600
info@wpcoffee.com | www.wpcoffee.com